

Cameo USPSA Match December 15, 2018
12/14/2018

Match Results - Combined

Place	Name	Member #	class	Division	PF	Categories	Match Pts	Match %
1	Hill, David	A80976	A	LTD	MINOR		477.5021	100.000 %
2	Hassinger, Russ	TY85389	B	LTD	MAJOR		425.8882	89.191 %
3	Okuma, Kameron		U	PCC	MINOR	Law Enforcement	419.1567	87.781 %
4	Proulx, Austin	TY87712	M	SS	MAJOR		413.4459	86.585 %
5	DeJong, Todd		U	PCC	MINOR		408.8599	85.625 %
6	Proulx, Walt	TY87711	B	SS	MAJOR	Senior	405.0730	84.832 %
7	Knez, Ian		U	LTD	MINOR		404.3216	84.674 %
8	Wheeler, Terry	TY91885	B	LTD	MAJOR		348.2799	72.938 %
9	krebsbach, thomas	L4043	B	LTD	MAJOR	Super Senior	344.0777	72.058 %
10	Groves, John	A82138	D	PCC	MINOR	Super Senior	330.0777	69.126 %
11	Coburn, J	A115635	U	PROD	MINOR		320.3613	67.091 %
12	Mackie, Daryl		U	CO	MINOR	Senior	316.6797	66.320 %
13	Cooper, Clayton	A72522	U	LTD	MINOR		313.8452	65.726 %
14	Hill, Amanda Hill	A80961	C	LTD	MINOR		309.7371	64.866 %
15	Oliver, Chris	A91314	U	SS	MAJOR		299.1562	62.650 %
16	King, John		U	PCC	MINOR	Senior	297.3494	62.272 %
17	Bridgman, Terry		U	LTD	MINOR	Super Senior	265.2413	55.548 %
18	Asmussen, Alan		U	LTD	MINOR	Senior	263.7422	55.234 %
19	MARTIN, SCOTT	TY86408	D	LTD	MINOR	Super Senior	246.3278	51.587 %
20	McCray, Mark		U	LTD	MINOR	Senior	235.8357	49.389 %
21	Post, Casey		U	LTD	MINOR		230.3369	48.238 %
22	Bronk, Justin		U	SS	MAJOR	Senior	201.6111	42.222 %
23	Wheeler, Alan		U	LTD	MINOR		198.7612	41.625 %
24	Throop, Dorothy		D	LTD	MINOR	Super Senior,Lady	196.4157	41.134 %
25	Adams, Nathan		U	REV	MAJOR		191.9387	40.196 %
26	Throop, David	L4234	C	SS	MAJOR		190.8449	39.967 %
27	Rousseau, Jeremy	A108730	U	PROD	MINOR		162.1023	33.948 %
28	Rousseau, Josh		U	PROD	MINOR		153.8601	32.222 %
29	Richman, Mark		U	L10	MAJOR		123.1264	25.786 %
30	(DQ) Collins, Matthew		U	PROD	MINOR	Senior	0.0000	0.000 %

Steel N Stuff

RULES: USPSA Rules

Created By: TroyDavid

START POSITION:

Standing outside the shooting box. Toe's on X's. Handgun loaded and holstered. Hands Relaxed at sides. PCC in low ready, stock touching belt

PROCEDURE:

Engage T1 to T3, S1 to S 14 and Texas Star as they become available

SCORING: Comstock

ROUND COUNT: 25

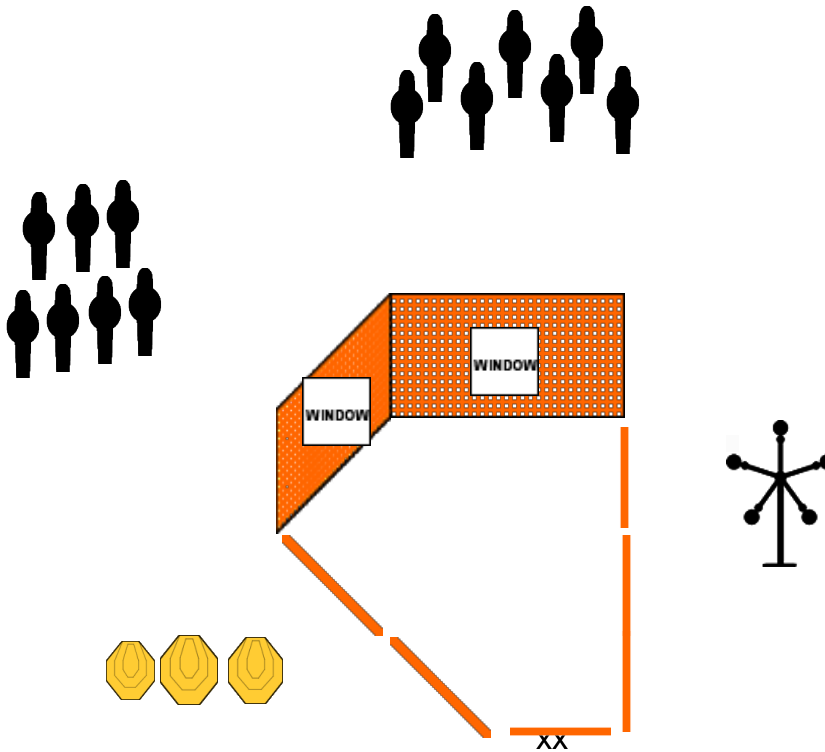
TARGETS: 22

DISTANCE: 10 yards +

SCORED HITS:

PENALTIES:


NOTES:



Cameo USPSA Match December 15, 2018
12/14/2018

Stage 1 Steel N Stuff - Combined

Place	Name	No.	class	Division	Points	Pen.	Time	Hit Factor	Stage Pts	Stage %
1	Hill, David	0	A	LTD	123	0	17.67	6.9610	125.0000	100.00 %
2	Okuma, Kameron	0	U	PCC	125	0	18.36	6.8083	122.2579	97.81 %
3	DeJong, Todd	0	U	PCC	121	0	19.66	6.1546	110.5193	88.42 %
4	Hassinger, Russ	0	B	LTD	125	0	22.46	5.5654	99.9389	79.95 %
5	Proulx, Walt	0	B	SS	125	0	22.81	5.4801	98.4072	78.73 %
6	Proulx, Austin	0	M	SS	119	10	20.83	5.2328	93.9664	75.17 %
7	Knez, Ian	0	U	LTD	125	0	26.19	4.7728	85.7061	68.56 %
8	Hill, Amanda Hill	0	C	LTD	121	0	26.31	4.5990	82.5851	66.07 %
9	Coburn, J	0	U	PROD	121	0	26.32	4.5973	82.5546	66.04 %
10	Groves, John	0	D	PCC	125	0	27.45	4.5537	81.7717	65.42 %
11	Wheeler, Terry	0	B	LTD	121	0	27.27	4.4371	79.6778	63.74 %
12	King, John	0	U	PCC	125	0	28.24	4.4263	79.4839	63.59 %
13	Cooper, Clayton	0	U	LTD	121	0	29.28	4.1325	74.2081	59.37 %
14	Asmussen, Alan	0	U	LTD	119	0	29.67	4.0108	72.0227	57.62 %
15	Oliver, Chris	0	U	SS	124	0	32.19	3.8521	69.1729	55.34 %
16	krebsbach, thomas	0	B	LTD	124	0	33.01	3.7564	67.4544	53.96 %
17	Mackie, Daryl	0	U	CO	125	0	34.70	3.6023	64.6872	51.75 %
18	MARTIN, SCOTT	0	D	LTD	123	0	35.96	3.4205	61.4226	49.14 %
19	Bridgman, Terry	0	U	LTD	121	0	36.77	3.2907	59.0917	47.27 %
20	McCray, Mark	0	U	LTD	125	0	39.42	3.1710	56.9422	45.55 %
21	Wheeler, Alan	0	U	LTD	123	0	42.40	2.9009	52.0920	41.67 %
22	Throop, Dorothy	0	D	LTD	121	0	47.07	2.5706	46.1608	36.93 %
23	Bronk, Justin	0	U	SS	124	0	48.70	2.5462	45.7226	36.58 %
24	Post, Casey	0	U	LTD	123	0	54.28	2.2660	40.6910	32.55 %
25	Adams, Nathan	0	U	REV	123	0	56.75	2.1674	38.9204	31.14 %
26	Throop, David	0	C	SS	124	0	68.01	1.8233	32.7413	26.19 %
27	Rousseau, Josh	0	U	PROD	125	0	78.73	1.5877	28.5106	22.81 %
28	Richman, Mark	0	U	L10	118	0	98.42	1.1989	21.5289	17.22 %
29	Rousseau, Jeremy	0	U	PROD	89	60	55.94	0.5184	9.3090	7.45 %
30	(DQ) Collins, Matthew	0	U	PROD	0	0	0.00	0.0000	0.0000	0.00 %



Bay/stage # Cubby Hole

RULES: USPSA Handgun Competition Rules, Current Edition

DESIGNER:

START POSITION:

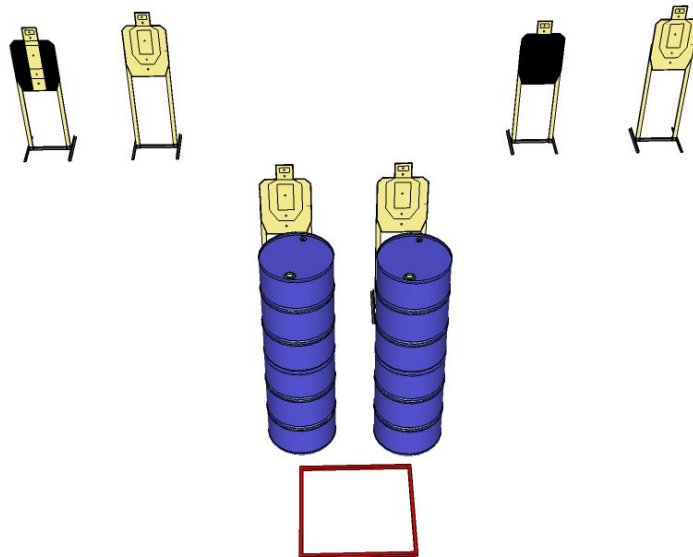
Left hand and foot touching the left barrel, right hand and foot touching the right barrel. Handgun loaded and holstered.
PCC: Left foot touching left barrel, right foot touching right barrel. PCC at port arms muzzle touching either barrel.

STAGE PROCEDURE

Upon the start signal, engage targets as visible from within the shooting area only.

SCORING

SCORING: comstock, 12 rounds, 60 points
TARGETS: 6 metric
SCORED HITS: Best 2/Paper, Steel Down = 1A
START-STOP: Audible – Last Shot
PENALTIES: Per current edition of USPSA Handgun Competition Rules



Cameo USPSA Match December 15, 2018
12/14/2018

Stage 2 Cubby Hole - Combined

Place	Name	No.	class	Division	Points	Pen.	Time	Hit Factor	Stage Pts	Stage %
1	Hassinger, Russ	0	B	LTD	57	0	5.60	10.1786	60.0000	100.00 %
2	Proulx, Austin	0	M	SS	57	0	5.69	10.0176	59.0510	98.42 %
3	Hill, David	0	A	LTD	54	0	5.48	9.8540	58.0866	96.81 %
4	Wheeler, Terry	0	B	LTD	53	0	5.41	9.7967	57.7488	96.25 %
5	Okuma, Kameron	0	U	PCC	60	0	6.36	9.4340	55.6108	92.68 %
6	Knez, Ian	0	U	LTD	58	0	6.24	9.2949	54.7908	91.32 %
7	krebsbach, thomas	0	B	LTD	54	0	6.55	8.2443	48.5978	81.00 %
8	Proulx, Walt	0	B	SS	58	0	7.53	7.7025	45.4041	75.67 %
9	Bridgman, Terry	0	U	LTD	60	0	7.79	7.7022	45.4023	75.67 %
10	DeJong, Todd	0	U	PCC	58	0	7.61	7.6216	44.9272	74.88 %
11	Asmussen, Alan	0	U	LTD	58	0	7.94	7.3048	43.0598	71.77 %
12	Cooper, Clayton	0	U	LTD	60	0	8.53	7.0340	41.4635	69.11 %
13	Hill, Amanda Hill	0	C	LTD	58	0	8.33	6.9628	41.0438	68.41 %
14	MARTIN, SCOTT	0	D	LTD	54	0	7.81	6.9142	40.7573	67.93 %
15	Groves, John	0	D	PCC	58	0	8.53	6.7995	40.0812	66.80 %
16	Mackie, Daryl	0	U	CO	60	0	9.14	6.5646	38.6965	64.49 %
17	Coburn, J	0	U	PROD	50	0	7.78	6.4267	37.8836	63.14 %
18	McCray, Mark	0	U	LTD	60	0	9.56	6.2762	36.9964	61.66 %
19	Oliver, Chris	0	U	SS	58	0	9.48	6.1181	36.0645	60.11 %
20	Post, Casey	0	U	LTD	52	0	9.48	5.4852	32.3337	53.89 %
21	King, John	0	U	PCC	56	0	11.93	4.6940	27.6698	46.12 %
22	Throop, David	0	C	SS	59	0	12.61	4.6788	27.5802	45.97 %
23	Throop, Dorothy	0	D	LTD	58	0	13.34	4.3478	25.6291	42.72 %
24	Bronk, Justin	0	U	SS	60	0	14.83	4.0459	23.8494	39.75 %
25	Adams, Nathan	0	U	REV	60	0	15.53	3.8635	22.7743	37.96 %
26	Richman, Mark	0	U	L10	58	0	16.39	3.5387	20.8596	34.77 %
27	Rousseau, Josh	0	U	PROD	56	0	16.84	3.3254	19.6023	32.67 %
28	Rousseau, Jeremy	0	U	PROD	43	10	11.36	2.9049	17.1236	28.54 %
29	Wheeler, Alan	0	U	LTD	58	20	13.97	2.7201	16.0342	26.72 %
30	(DQ) Collins, Matthew	0	U	PROD	0	0	0.00	0.0000	0.0000	0.00 %



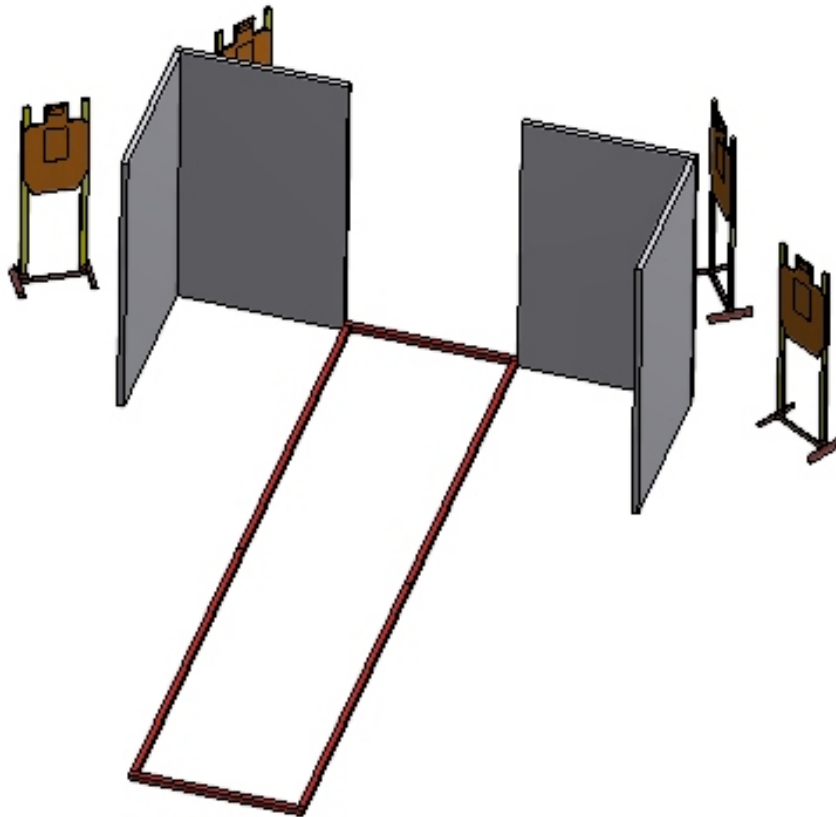
CM 18-09 I Miss That Kind of Clarity

RULES: USPSA Handgun Competition Rules, current edition. Course Designer: Nationals Design Team

STAGE PROCEDURE

Strings 1 and 2: On the audible start signal, engage any 3 targets with only 2 rounds each, perform a mandatory reload, and engage remaining 3 targets with only 2 rounds each from within the shooting area.

Scoring: Virginia, 24 rounds, 120 points
Targets: 6 USPSA Targets
Scored Hits: Best 4/paper
Start - Stop: Audible - Last Shot
Penalties: Per current edition of USPSA Handgun Competition Rules.



SETUP NOTES: Set targets 5 feet to top.

MATERIALS LIST: (4) 4 ft x 6 ft or more walls, (4) 2 x 2 x 8 ft fault lines
(2) 2 x 2 x 4 ft fault lines, (6) Target Stands
(12) 1 x 2 x 5 ft Target Sticks, (6) USPSA Targets

Cameo USPSA Match December 15, 2018
12/14/2018

Stage 3 I Miss That Kind Of Clarity (18-09) - Combined

Place	Name	No.	class	Division	Points	Pen.	Time	Hit Factor	Stage Pts	Stage %
1	Proulx, Austin	0	M	SS	117	0	13.85	8.4477	120.0000	100.00 %
2	Proulx, Walt	0	B	SS	119	0	16.08	7.4005	105.1245	87.60 %
3	Hill, David	0	A	LTD	112	0	15.67	7.1474	101.5292	84.61 %
4	Okuma, Kameron	0	U	PCC	114	0	16.97	6.7177	95.4253	79.52 %
5	Knez, Ian	0	U	LTD	116	0	18.58	6.2433	88.6864	73.91 %
6	Hassingier, Russ	0	B	LTD	117	0	19.82	5.9031	83.8538	69.88 %
7	Coburn, J	0	U	PROD	112	0	19.52	5.7377	81.5043	67.92 %
8	krebsbach, thomas	0	B	LTD	117	0	20.86	5.6088	79.6733	66.39 %
9	Wheeler, Terry	0	B	LTD	94	10	16.11	5.2142	74.0680	61.72 %
10	Oliver, Chris	0	U	SS	103	20	16.51	5.0273	71.4130	59.51 %
11	Hill, Amanda Hill	0	C	LTD	116	0	23.41	4.9551	70.3874	58.66 %
12	Mackie, Daryl	0	U	CO	116	0	23.69	4.8966	69.5564	57.96 %
13	Asmussen, Alan	0	U	LTD	108	0	23.86	4.5264	64.2977	53.58 %
14	King, John	0	U	PCC	118	0	26.98	4.3736	62.1272	51.77 %
15	Groves, John	0	D	PCC	120	0	27.73	4.3274	61.4709	51.23 %
16	Wheeler, Alan	0	U	LTD	114	0	27.29	4.1774	59.3402	49.45 %
17	Cooper, Clayton	0	U	LTD	118	0	28.98	4.0718	57.8401	48.20 %
18	Bridgman, Terry	0	U	LTD	114	0	28.19	4.0440	57.4452	47.87 %
19	DeJong, Todd	0	U	PCC	118	0	29.58	3.9892	56.6668	47.22 %
20	Post, Casey	0	U	LTD	114	0	29.44	3.8723	55.0062	45.84 %
21	Rousseau, Jeremy	0	U	PROD	110	10	27.69	3.6114	51.3001	42.75 %
22	Throop, David	0	C	SS	116	0	33.03	3.5120	49.8881	41.57 %
23	Adams, Nathan	0	U	REV	120	0	36.71	3.2689	46.4349	38.70 %
24	Rousseau, Josh	0	U	PROD	107	10	30.56	3.1741	45.0882	37.57 %
25	Bronk, Justin	0	U	SS	119	10	34.80	3.1322	44.4931	37.08 %
26	Throop, Dorothy	0	D	LTD	108	20	28.30	3.1095	44.1706	36.81 %
27	McCray, Mark	0	U	LTD	107	20	28.31	3.0731	43.6535	36.38 %
28	Richman, Mark	0	U	L10	111	10	35.04	2.8824	40.9446	34.12 %
29	MARTIN, SCOTT	0	D	LTD	106	40	24.76	2.6656	37.8650	31.55 %
30	(DQ) Collins, Matthew	0	U	PROD	0	0	0.00	0.0000	0.0000	0.00 %

Choices

RULES: USPSA Rules

Created By: TroyDavid

START POSITION:

Handgun or PCC is unloaded, slide forward and on one X on the barrel. Magazine on the other x and all other magazines are in your magazine pouches. Hands are above head facing down range.

PROCEDURE:

On the audible start signal, engage targets from within the shooting area.

SCORING: Comstock

ROUND COUNT: 24

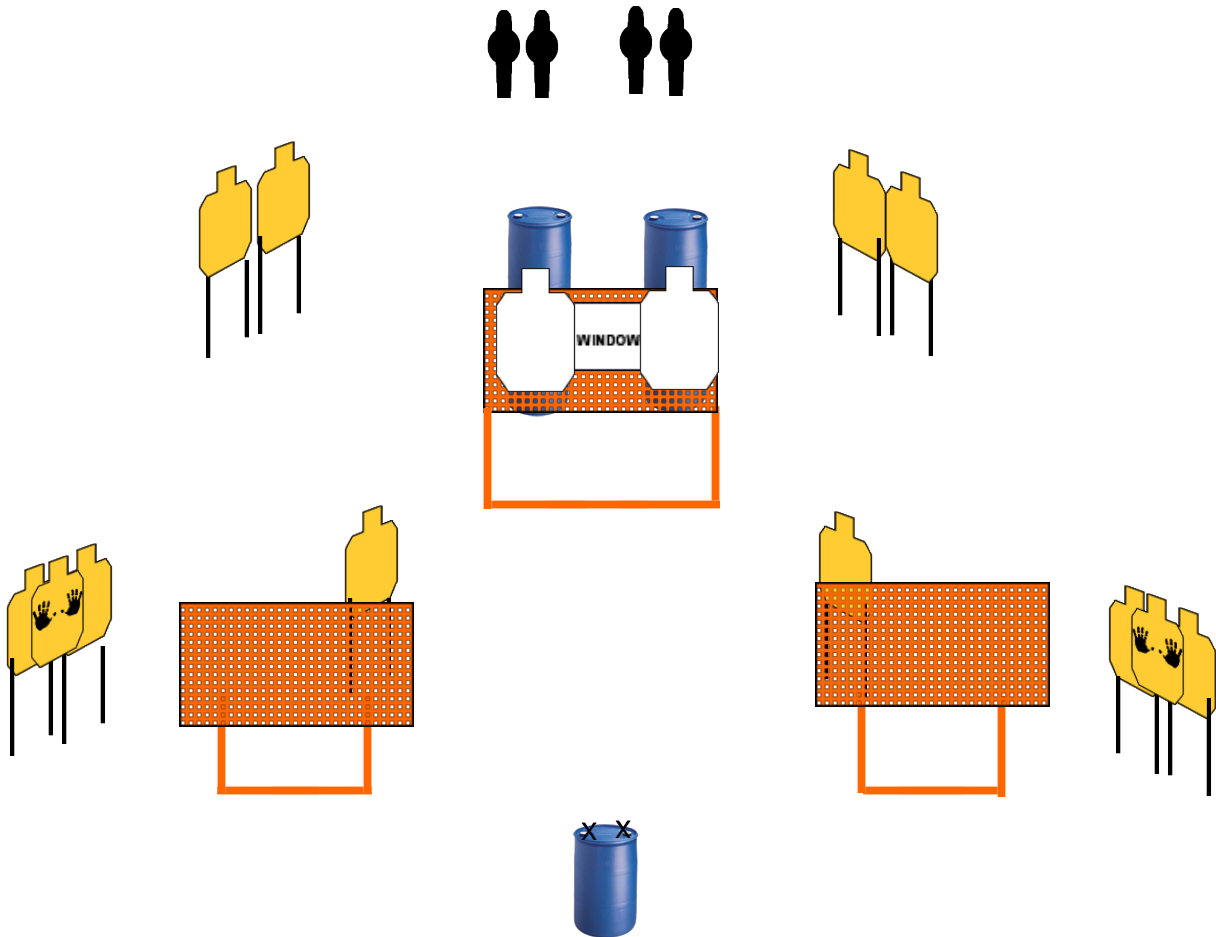
TARGETS: 10

DISTANCE:

SCORED HITS: Comstock, 24 rounds, 110 points

PENALTIES: Per current edition USPSA Handgun Competition Rules

NOTES:



Cameo USPSA Match December 15, 2018
12/14/2018

Stage 4 Choices - Combined

Place	Name	No.	class	Division	Points	Pen.	Time	Hit Factor	Stage Pts	Stage %
1	Knez, Ian	0	U	LTD	116	0	20.25	5.7284	120.0000	100.00 %
2	DeJong, Todd	0	U	PCC	120	0	21.55	5.5684	116.6483	97.21 %
3	Hill, David	0	A	LTD	112	0	20.41	5.4875	114.9536	95.79 %
4	Hassinger, Russ	0	B	LTD	115	0	23.91	4.8097	100.7548	83.96 %
5	krebsbach, thomas	0	B	LTD	105	0	23.31	4.5045	94.3614	78.63 %
6	Wheeler, Terry	0	B	LTD	109	0	25.31	4.3066	90.2158	75.18 %
7	Cooper, Clayton	0	U	LTD	106	0	24.76	4.2811	89.6816	74.73 %
8	Coburn, J	0	U	PROD	104	0	24.51	4.2432	88.8876	74.07 %
9	Proulx, Walt	0	B	SS	120	0	28.50	4.2105	88.2026	73.50 %
10	Oliver, Chris	0	U	SS	116	0	28.10	4.1281	86.4765	72.06 %
11	Groves, John	0	D	PCC	116	0	28.28	4.1018	85.9256	71.60 %
12	Mackie, Daryl	0	U	CO	114	0	28.95	3.9378	82.4900	68.74 %
13	Hill, Amanda Hill	0	C	LTD	106	0	28.73	3.6895	77.2886	64.41 %
14	MARTIN, SCOTT	0	D	LTD	118	0	35.42	3.3315	69.7891	58.16 %
15	McCray, Mark	0	U	LTD	106	0	32.72	3.2396	67.8640	56.55 %
16	Bridgman, Terry	0	U	LTD	118	0	36.79	3.2074	67.1894	55.99 %
17	Asmussen, Alan	0	U	LTD	120	0	37.93	3.1637	66.2740	55.23 %
18	King, John	0	U	PCC	116	0	39.86	2.9102	60.9636	50.80 %
19	Okuma, Kameron	0	U	PCC	96	40	21.00	2.6667	55.8627	46.55 %
20	Adams, Nathan	0	U	REV	118	0	44.65	2.6428	55.3621	46.14 %
21	Wheeler, Alan	0	U	LTD	111	10	39.70	2.5441	53.2945	44.41 %
22	Post, Casey	0	U	LTD	114	0	45.65	2.4973	52.3141	43.60 %
23	Proulx, Austin	0	M	SS	100	30	28.85	2.4263	50.8268	42.36 %
24	Bronk, Justin	0	U	SS	115	0	47.80	2.4059	50.3994	42.00 %
25	Rousseau, Josh	0	U	PROD	112	0	50.09	2.2360	46.8403	39.03 %
26	Throop, David	0	C	SS	118	0	53.14	2.2205	46.5156	38.76 %
27	Rousseau, Jeremy	0	U	PROD	102	0	47.93	2.1281	44.5800	37.15 %
28	Throop, Dorothy	0	D	LTD	116	20	49.49	1.9398	40.6354	33.86 %
29	Richman, Mark	0	U	L10	115	0	60.54	1.8996	39.7933	33.16 %
30	(DQ) Collins, Matthew	0	U	PROD	0	0	0.00	0.0000	0.0000	0.00 %

Strikeout

RULES: USPSA Rules

Created By: TerryWheeler

START POSITION:

Standing in the shooting area, hands relaxed at sides, handgun loaded and holstered. PCC stock on belt buckle muzzle pointing down range, both hands on gun, safety on, finger out of trigger guard.

PROCEDURE:

Upon the start signal engage all targets as they become visible from within the shooting area. Shooter must fire 6 rounds from each box.

SCORING: Virginia Count

ROUND COUNT: 18

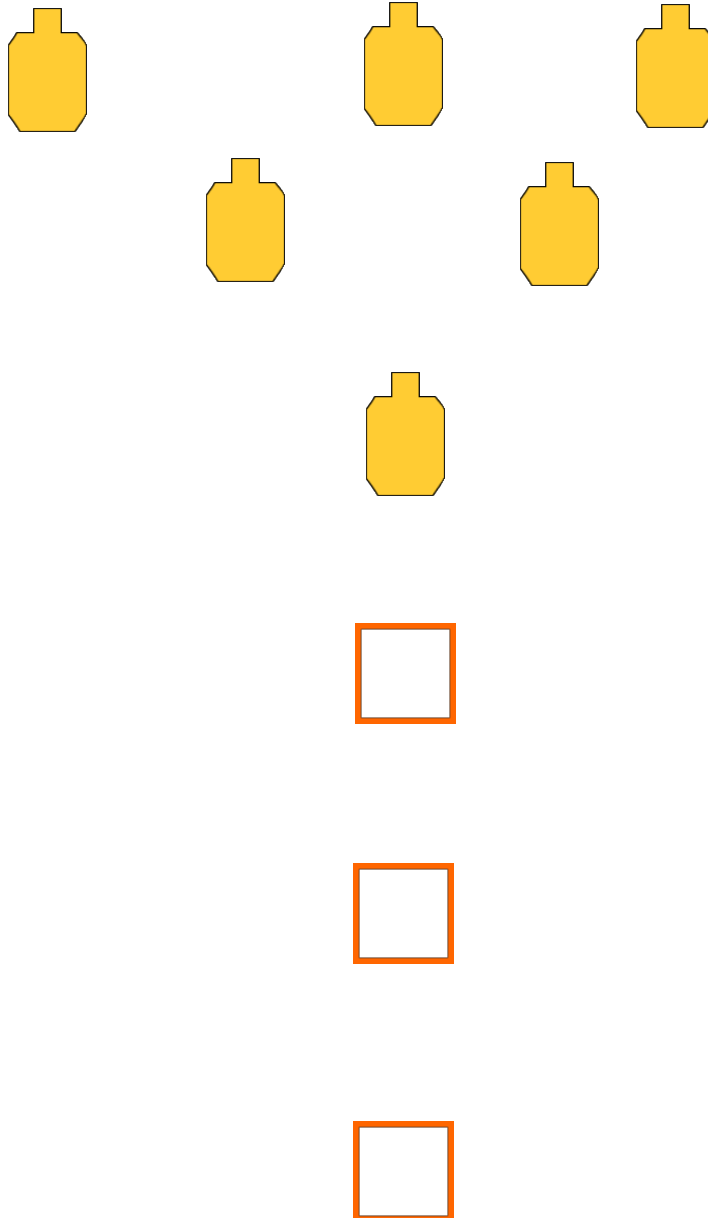
TARGETS: 06

DISTANCE:

SCORED HITS: Best three on paper

PENALTIES:

NOTES:



Cameo USPSA Match December 15, 2018
12/14/2018

Stage 5 Strikeout - Combined

Place	Name	No.	class	Division	Points	Pen.	Time	Hit Factor	Stage Pts	Stage %
1	Okuma, Kameron	0	U	PCC	88	0	14.06	6.2589	90.0000	100.00 %
2	Proulx, Austin	0	M	SS	83	0	13.32	6.2312	89.6017	99.56 %
3	Hassinger, Russ	0	B	LTD	87	0	15.38	5.6567	81.3407	90.38 %
4	DeJong, Todd	0	U	PCC	84	0	15.08	5.5703	80.0983	89.00 %
5	Hill, David	0	A	LTD	82	0	15.13	5.4197	77.9327	86.59 %
6	Proulx, Walt	0	B	SS	78	0	16.51	4.7244	67.9346	75.48 %
7	King, John	0	U	PCC	84	0	18.00	4.6667	67.1049	74.56 %
8	Mackie, Daryl	0	U	CO	86	0	20.19	4.2595	61.2496	68.06 %
9	Groves, John	0	D	PCC	86	0	20.33	4.2302	60.8283	67.59 %
10	Knez, Ian	0	U	LTD	76	0	19.82	3.8345	55.1383	61.26 %
11	krebsbach, thomas	0	B	LTD	70	10	15.98	3.7547	53.9908	59.99 %
12	Cooper, Clayton	0	U	LTD	72	0	20.44	3.5225	50.6519	56.28 %
13	Post, Casey	0	U	LTD	72	0	20.71	3.4766	49.9919	55.55 %
14	Wheeler, Terry	0	B	LTD	69	20	15.13	3.2386	46.5695	51.74 %
15	Throop, Dorothy	0	D	LTD	72	0	26.00	2.7692	39.8198	44.24 %
16	Rousseau, Jeremy	0	U	PROD	72	0	26.02	2.7671	39.7896	44.21 %
17	Hill, Amanda Hill	0	C	LTD	63	10	19.83	2.6727	38.4322	42.70 %
18	Bronk, Justin	0	U	SS	69	0	26.71	2.5833	37.1466	41.27 %
19	MARTIN, SCOTT	0	D	LTD	77	10	26.40	2.5379	36.4938	40.55 %
20	Bridgman, Terry	0	U	LTD	66	0	26.28	2.5114	36.1127	40.13 %
21	Oliver, Chris	0	U	SS	65	20	17.96	2.5056	36.0293	40.03 %
22	Throop, David	0	C	SS	83	0	34.98	2.3728	34.1197	37.91 %
23	McCray, Mark	0	U	LTD	61	10	24.14	2.1127	30.3796	33.76 %
24	Coburn, J	0	U	PROD	69	30	18.99	2.0537	29.5312	32.81 %
25	Adams, Nathan	0	U	REV	84	0	42.46	1.9783	28.4470	31.61 %
26	Asmussen, Alan	0	U	LTD	60	30	23.85	1.2579	18.0880	20.10 %
27	Wheeler, Alan	0	U	LTD	46	20	20.77	1.2518	18.0003	20.00 %
28	Rousseau, Josh	0	U	PROD	67	30	38.50	0.9610	13.8187	15.35 %
29	Richman, Mark	0	U	L10	34	90	39.71	0.0000	0.0000	0.00 %
30	(DQ) Collins, Matthew	0	U	PROD	0	0	0.00	0.0000	0.0000	0.00 %