

Cameo USPSA Match January 19th 2019
1/19/2019

Match Results - Combined

Place	Name	Member #	class	Division	PF	Categories	Match Pts	Match %
1	Whittaker, Jay	A83596	G	CO	MINOR		458.0724	100.000 %
2	Hill, David	A80976	A	LTD	MINOR		449.7513	98.183 %
3	Kochevar, Jeff	TY72597	A	LTD	MAJOR		444.4189	97.019 %
4	Haller, Todd		A	CO	MINOR	Law Enforcement	444.0311	96.935 %
5	Proulx, Austin	TY87712	M	SS	MAJOR		442.8673	96.681 %
6	Hendricks, Steven	A21819	U	SS	MAJOR	Senior	408.9333	89.273 %
7	Godel, Frank		C	PCC	MINOR		404.8146	88.373 %
8	Whittaker, Cole	A85993	M	PROD	MINOR		403.5449	88.096 %
9	Proulx, Walt	TY87711	B	SS	MAJOR	Senior	401.3798	87.624 %
10	David, Troy	TY85349	B	LTD	MAJOR		360.7137	78.746 %
11	DeJong, Todd		U	PCC	MINOR		337.2324	73.620 %
12	Keller, Don	A65416	C	LTD	MINOR		321.9399	70.281 %
13	Oliver, Chris	A91314	U	SS	MAJOR		318.7102	69.576 %
14	mceleya, david	A86612	C	LTD	MAJOR		317.9659	69.414 %
15	Knez, Ian		U	LTD	MINOR		314.4159	68.639 %
16	Mackie, Daryl		U	CO	MINOR	Senior,Foreign	307.6677	67.166 %
17	Hassingier, Russ	TY85389	B	LTD	MAJOR		296.8920	64.813 %
18	Hill, Amanda	A80961	C	LTD	MINOR	Lady	288.5557	62.993 %
19	Groves, John	A82138	D	PCC	MINOR	Super Senior	282.9051	61.760 %
20	Coburn, J	A115635	U	PROD	MINOR		279.8519	61.093 %
21	Walters, Laurel	TY94370	C	LTD	MINOR	Senior,Lady,Military	254.1835	55.490 %
22	Bridgman, Terry		U	LTD	MINOR	Super Senior	249.8928	54.553 %
23	Mitchell, Ralph	NA	U	LTD	MINOR		239.6111	52.309 %
24	Asmussen, Alan		U	LTD	MINOR	Senior	236.7992	51.695 %
25	King, John		U	SS	MAJOR	Senior	226.3610	49.416 %
26	Blair, Ryan		U	LTD	MINOR		225.3357	49.192 %
27	DiMarchi, Paul	A3244	B	SS	MAJOR	Super Senior	225.2425	49.172 %
28	Martin, Scott	TY86408	D	LTD	MINOR	Super Senior	222.2420	48.517 %
29	Dean, Douglas		U	LTD	MINOR	Senior	197.9455	43.213 %
30	Louderback, Denver		U	SS	MAJOR		115.4825	25.211 %
31	Townsend, Kevin	105845	D	LTD	MAJOR	Senior	98.2904	21.457 %
32	Butters, Kaselyn	A937555	U	PROD	MINOR	Lady	72.0862	15.737 %

Tight squeeze

RULES: USPSA Rules

Created By: Russ Hassinger

START POSITION:

Toes on X's. Pistol loaded and holstered per 8.1.1, PCC loaded and safety engaged, stock on belt with muzzle pointed downrange.

PROCEDURE:

Upon the start signal, engage all targets as they become visible from within the shooting area. Best 2 hits on paper, steel must fall to score.

SCORING: Unlimited

ROUND COUNT: 31

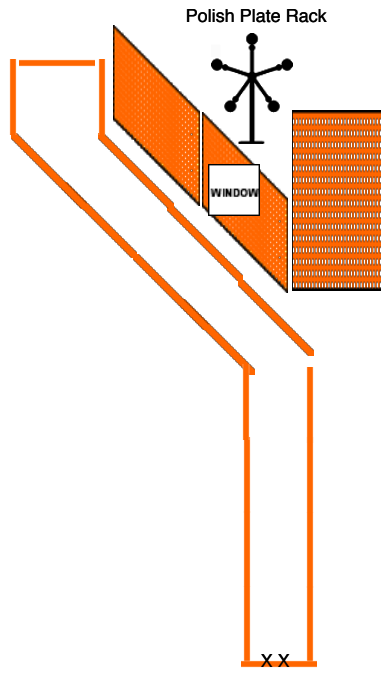
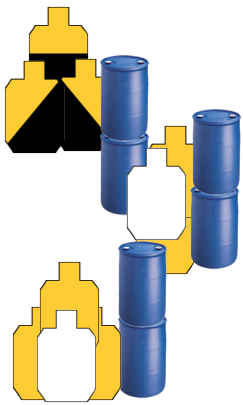
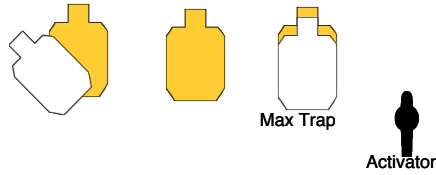
TARGETS: 20

DISTANCE:

SCORED HITS:

PENALTIES:

NOTES:



Cameo USPSA Match January 19th 2019
1/19/2019

Tight Squeeze - Combined

Place	Name	No.	class	Division	Points	Pen.	Time	Hit Factor	Stage Pts	Stage %
1	Godel, Frank	0	C	PCC	157	0	27.36	5.7383	165.0000	100.00 %
2	Whittaker, Jay	0	G	CO	157	0	28.11	5.5852	160.5977	97.33 %
3	Kochevar, Jeff	0	A	LTD	154	0	27.70	5.5596	159.8616	96.89 %
4	Haller, Todd	0	A	CO	141	0	25.70	5.4864	157.7568	95.61 %
5	Proulx, Austin	0	M	SS	147	10	26.62	5.1465	147.9833	89.69 %
6	Proulx, Walt	0	B	SS	153	0	31.42	4.8695	140.0184	84.86 %
7	Hendricks, Steven	0	U	SS	155	0	32.52	4.7663	137.0510	83.06 %
8	Hill, David	0	A	LTD	143	0	31.09	4.5995	132.2548	80.15 %
9	David, Troy	0	B	LTD	143	0	34.47	4.1485	119.2866	72.29 %
10	Oliver, Chris	0	U	SS	143	0	34.70	4.1210	118.4959	71.82 %
11	Keller, Don	0	C	LTD	149	10	35.27	3.9410	113.3201	68.68 %
12	Coburn, J	0	U	PROD	141	0	36.58	3.8546	110.8358	67.17 %
13	Whittaker, Cole	0	M	PROD	146	10	35.76	3.8031	109.3549	66.28 %
14	Knez, Ian	0	U	LTD	143	0	40.34	3.5449	101.9306	61.78 %
15	mcelyea, david	0	C	LTD	154	0	44.96	3.4253	98.4916	59.69 %
16	Hill, Amanda	0	C	LTD	151	10	43.53	3.2391	93.1376	56.45 %
17	Asmussen, Alan	0	U	LTD	136	10	40.08	3.1437	90.3945	54.78 %
18	Mackie, Daryl	0	U	CO	154	10	46.53	3.0948	88.9884	53.93 %
19	Bridgman, Terry	0	U	LTD	141	0	45.95	3.0686	88.2350	53.48 %
20	Mitchell, Ralph	0	U	LTD	133	0	44.89	2.9628	85.1928	51.63 %
21	Groves, John	0	D	PCC	153	0	53.76	2.8460	81.8343	49.60 %
22	Blair, Ryan	0	U	LTD	124	10	42.02	2.7130	78.0100	47.28 %
23	King, John	0	U	SS	142	10	53.26	2.4784	71.2643	43.19 %
24	Martin, Scott	0	D	LTD	139	0	57.09	2.4348	70.0106	42.43 %
25	Walters, Laurel	0	C	LTD	145	20	53.28	2.3461	67.4601	40.88 %
26	Dean, Douglas	0	U	LTD	131	0	56.38	2.3235	66.8103	40.49 %
27	DiMarchi, Paul	0	B	SS	117	30	44.15	1.9706	56.6629	34.34 %
28	Hassinger, Russ	0	B	LTD	124	50	38.99	1.8979	54.5725	33.07 %
29	DeJong, Todd	0	U	PCC	159	0	95.79	1.6599	47.7290	28.93 %
30	Townsend, Kevin	0	D	LTD	141	0	118.29	1.1920	34.2750	20.77 %
31	Butters, Kaselyn	0	U	PROD	130	20	109.57	1.0039	28.8663	17.49 %
32	Louderback, Denver	0	U	SS	117	130	93.17	0.0000	0.0000	0.00 %



2019 BIGHORN CLASSIC

STAGE

SPEED SHOOT

RULES: USPSA Handgun Competition Rules, Current Edition **DESIGNER:** Paul DiMarchi

START POSITION:

- The handgun start position is standing inside the shooting area, wrist below belt with handgun loaded and holstered.
- The PCC start position is standing inside shooting area holding loaded PCC with safety on, stock on belt, and muzzle pointing downrange.

STAGE PROCEDURE

On the audible start signal from within shooting area, engage T1-T4, perform a mandatory reload and engage remaining targets.

SCORING: Comstock, 12 Rounds, 60 Points

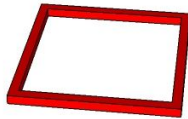

TARGETS: 5 USPSA Targets

2 USPSA Mini Poppers

SCORE HITS: Best 2/Paper, Steel Must Fall

START-STOP: Audible – Last Shot

PENALTIES: Per current edition of USPSA Handgun Competition Rules



Setup Notes: USPSA Mini Poppers P1 and P2 both activate Max Trap T5 (either one).

Cameo USPSA Match January 19th 2019
1/19/2019

Speed Shoot - Combined

Place	Name	No.	class	Division	Points	Pen.	Time	Hit Factor	Stage Pts	Stage %
1	Oliver, Chris	0	U	SS	54	0	7.70	7.0130	60.0000	100.00 %
2	Haller, Todd	0	A	CO	54	0	7.78	6.9409	59.3831	98.97 %
3	Hill, David	0	A	LTD	58	0	8.42	6.8884	58.9340	98.22 %
4	Kochevar, Jeff	0	A	LTD	58	0	8.56	6.7757	57.9698	96.62 %
5	DeJong, Todd	0	U	PCC	60	0	8.92	6.7265	57.5488	95.91 %
6	Proulx, Austin	0	M	SS	58	0	9.00	6.4444	55.1353	91.89 %
7	Whittaker, Jay	0	G	CO	58	0	9.21	6.2975	53.8785	89.80 %
8	Whittaker, Cole	0	M	PROD	58	0	9.22	6.2907	53.8203	89.70 %
9	Proulx, Walt	0	B	SS	54	0	8.74	6.1785	52.8604	88.10 %
10	Knez, Ian	0	U	LTD	60	0	9.95	6.0302	51.5916	85.99 %
11	DiMarchi, Paul	0	B	SS	54	0	9.18	5.8824	50.3271	83.88 %
12	Hassinger, Russ	0	B	LTD	58	0	9.99	5.8058	49.6718	82.79 %
13	David, Troy	0	B	LTD	52	0	8.96	5.8036	49.6529	82.75 %
14	Hendricks, Steven	0	U	SS	57	0	10.19	5.5937	47.8571	79.76 %
15	Keller, Don	0	C	LTD	58	0	11.93	4.8617	41.5945	69.32 %
16	Mackie, Daryl	0	U	CO	58	0	11.96	4.8495	41.4901	69.15 %
17	mcelyea, david	0	C	LTD	54	10	9.15	4.8087	41.1410	68.57 %
18	King, John	0	U	SS	56	0	12.35	4.5344	38.7942	64.66 %
19	Martin, Scott	0	D	LTD	60	0	13.61	4.4085	37.7171	62.86 %
20	Hill, Amanda	0	C	LTD	48	0	11.16	4.3011	36.7982	61.33 %
21	Coburn, J	0	U	PROD	50	0	12.36	4.0453	34.6097	57.68 %
22	Dean, Douglas	0	U	LTD	50	10	9.93	4.0282	34.4634	57.44 %
23	Godel, Frank	0	C	PCC	48	0	12.43	3.8616	33.0381	55.06 %
24	Bridgman, Terry	0	U	LTD	56	10	12.15	3.7860	32.3913	53.99 %
25	Groves, John	0	D	PCC	53	10	11.47	3.7489	32.0739	53.46 %
26	Walters, Laurel	0	C	LTD	52	10	11.23	3.7400	31.9977	53.33 %
27	Asmussen, Alan	0	U	LTD	47	10	11.55	3.2035	27.4077	45.68 %
28	Louderback, Denver	0	U	SS	50	10	14.47	2.7643	23.6501	39.42 %
29	Mitchell, Ralph	0	U	LTD	41	10	14.01	2.2127	18.9308	31.55 %
30	Blair, Ryan	0	U	LTD	45	10	18.70	1.8717	16.0134	26.69 %
31	Townsend, Kevin	0	D	LTD	47	20	33.33	0.8101	6.9308	11.55 %
32	Butters, Kaselyn	0	U	PROD	44	30	17.83	0.7852	6.7178	11.20 %



2019 BIGHORN CLASSIC

STAGE

AW NUTS!

RULES: USPSA Handgun Competition Rules, Current Edition **DESIGNER:** Chris Oliver

START POSITION:

- The handgun start position is seated outside the shooting area, hands touching knees with handgun loaded and holstered.
- The PCC start position is seated outside shooting area holding loaded PCC with safety on, stock on belt, and muzzle pointing downrange.

STAGE PROCEDURE

On the audible start signal, from within shooting area, engage targets as visible.

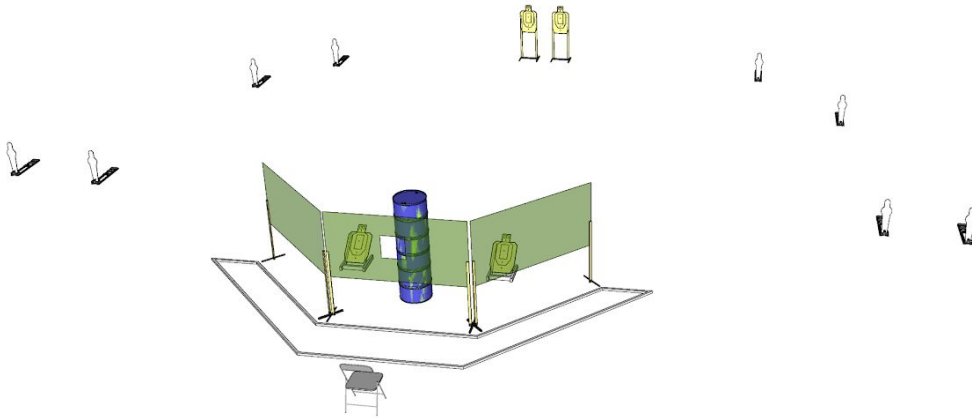
SCORING: Comstock, 16 Rounds, 80 Points

TARGETS: 4 USPSA Targets
8 USPSA Mini Poppers

SCORED HITS: Best 2/Paper, Steel Must Fall

START-STOP: Audible – Last Shot

PENALTIES: Per current edition of USPSA Handgun Competition Rules



Setup Notes:

Cameo USPSA Match January 19th 2019
1/19/2019

Aw Nuts! - Combined

Place	Name	No.	class	Division	Points	Pen.	Time	Hit Factor	Stage Pts	Stage %
1	Haller, Todd	0	A	CO	78	0	12.41	6.2853	80.0000	100.00 %
2	Whittaker, Jay	0	G	CO	78	0	13.12	5.9451	75.6699	94.59 %
3	Hill, David	0	A	LTD	78	0	13.19	5.9136	75.2690	94.09 %
4	Godel, Frank	0	C	PCC	76	0	13.38	5.6801	72.2969	90.37 %
5	Hendricks, Steven	0	U	SS	80	0	15.02	5.3262	67.7925	84.74 %
6	Kochevar, Jeff	0	A	LTD	77	0	14.54	5.2957	67.4043	84.26 %
7	Whittaker, Cole	0	M	PROD	78	0	14.80	5.2703	67.0810	83.85 %
8	DeJong, Todd	0	U	PCC	74	0	14.05	5.2669	67.0377	83.80 %
9	Proulx, Austin	0	M	SS	78	0	16.67	4.6791	59.5561	74.45 %
10	Proulx, Walt	0	B	SS	78	0	17.88	4.3624	55.5251	69.41 %
11	Coburn, J	0	U	PROD	70	0	16.84	4.1568	52.9082	66.14 %
12	David, Troy	0	B	LTD	78	0	19.23	4.0562	51.6278	64.53 %
13	Keller, Don	0	C	LTD	78	0	19.35	4.0310	51.3070	64.13 %
14	Hassinger, Russ	0	B	LTD	77	0	19.45	3.9589	50.3893	62.99 %
15	Walters, Laurel	0	C	LTD	78	0	20.86	3.7392	47.5930	59.49 %
16	Groves, John	0	D	PCC	76	0	20.61	3.6875	46.9349	58.67 %
17	Mackie, Daryl	0	U	CO	76	0	20.74	3.6644	46.6409	58.30 %
18	Hill, Amanda	0	C	LTD	78	0	21.87	3.5665	45.3948	56.74 %
19	Oliver, Chris	0	U	SS	71	0	20.00	3.5500	45.1848	56.48 %
20	Blair, Ryan	0	U	LTD	76	0	22.16	3.4296	43.6523	54.57 %
21	mcelyea, david	0	C	LTD	75	0	21.90	3.4247	43.5900	54.49 %
22	Asmussen, Alan	0	U	LTD	80	0	25.23	3.1708	40.3583	50.45 %
23	Mitchell, Ralph	0	U	LTD	74	0	23.52	3.1463	40.0465	50.06 %
24	DiMarchi, Paul	0	B	SS	78	0	25.08	3.1100	39.5844	49.48 %
25	King, John	0	U	SS	79	0	25.59	3.0871	39.2930	49.12 %
26	Knez, Ian	0	U	LTD	78	0	25.73	3.0315	38.5853	48.23 %
27	Bridgman, Terry	0	U	LTD	78	0	26.00	3.0000	38.1843	47.73 %
28	Dean, Douglas	0	U	LTD	78	0	29.14	2.6767	34.0693	42.59 %
29	Martin, Scott	0	D	LTD	74	0	28.19	2.6250	33.4113	41.76 %
30	Louderback, Denver	0	U	SS	69	10	32.92	1.7922	22.8113	28.51 %
31	Townsend, Kevin	0	D	LTD	80	0	51.94	1.5402	19.6038	24.50 %
32	Butters, Kaselyn	0	U	PROD	73	10	50.06	1.2585	16.0183	20.02 %



2019 BIGHORN CLASSIC

Stage # AROUND THE BEND

RULES: USPSA Handgun Competition Rules, Current Edition **DESIGNER:** David Hill

START POSITION:

- The handgun start position is standing outside the shooting area with toes on marks, wrist below belt with handgun loaded and holstered.
- The PCC start position is standing inside shooting area holding loaded PCC with safety on, stock on belt, and muzzle pointing downrange.

STAGE PROCEDURE

On the audible start signal, engage targets as visible from within the shooting area.

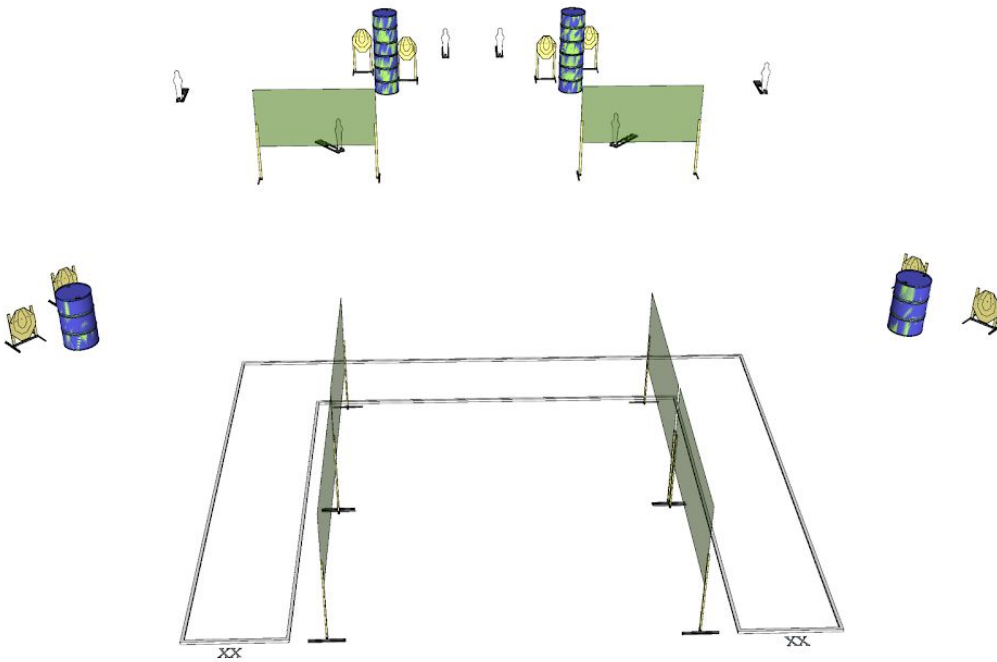
SCORING: Comstock, 22 Rounds, 110 Points

TARGETS: 8 IPSC Targets
6 USPSA Mini Poppers

SCORED HITS: Best 2/Paper, Steel Must Fall

START-STOP: Audible – Last Shot

PENALTIES: Per current edition of USPSA Handgun Competition Rules



SETUP NOTES:

Cameo USPSA Match January 19th 2019
1/19/2019

Around The Bend - Combined

Place	Name	No.	class	Division	Points	Pen.	Time	Hit Factor	Stage Pts	Stage %
1	Whittaker, Jay	0	G	CO	110	0	22.58	4.8716	110.0000	100.00 %
2	Proulx, Austin	0	M	SS	105	0	22.01	4.7706	107.7194	97.93 %
3	Hill, David	0	A	LTD	102	0	22.11	4.6133	104.1676	94.70 %
4	DeJong, Todd	0	U	PCC	102	0	22.59	4.5153	101.9548	92.69 %
5	Haller, Todd	0	A	CO	102	0	23.74	4.2965	97.0143	88.19 %
6	Whittaker, Cole	0	M	PROD	98	0	23.72	4.1315	93.2887	84.81 %
7	Kochevar, Jeff	0	A	LTD	103	0	25.77	3.9969	90.2494	82.04 %
8	David, Troy	0	B	LTD	102	0	25.63	3.9797	89.8610	81.69 %
9	mcelyea, david	0	C	LTD	96	0	24.56	3.9088	88.2601	80.24 %
10	Proulx, Walt	0	B	SS	109	0	29.30	3.7201	83.9993	76.36 %
11	Hendricks, Steven	0	U	SS	107	0	29.79	3.5918	81.1023	73.73 %
12	Hassinger, Russ	0	B	LTD	104	0	29.47	3.5290	79.6843	72.44 %
13	Godel, Frank	0	C	PCC	96	0	27.78	3.4557	78.0292	70.94 %
14	Mackie, Daryl	0	U	CO	100	0	29.00	3.4483	77.8621	70.78 %
15	Knez, Ian	0	U	LTD	100	0	32.83	3.0460	68.7782	62.53 %
16	Groves, John	0	D	PCC	106	0	37.63	2.8169	63.6052	57.82 %
17	Hill, Amanda	0	C	LTD	94	0	35.79	2.6264	59.3037	53.91 %
18	Walters, Laurel	0	C	LTD	106	0	40.68	2.6057	58.8363	53.49 %
19	Keller, Don	0	C	LTD	100	0	38.76	2.5800	58.2560	52.96 %
20	Bridgman, Terry	0	U	LTD	96	0	37.60	2.5532	57.6509	52.41 %
21	Blair, Ryan	0	U	LTD	91	10	32.88	2.4635	55.6255	50.57 %
22	Asmussen, Alan	0	U	LTD	94	20	31.94	2.3168	52.3130	47.56 %
23	Martin, Scott	0	D	LTD	108	0	48.38	2.2323	50.4050	45.82 %
24	Mitchell, Ralph	0	U	LTD	90	0	40.75	2.2086	49.8699	45.34 %
25	Oliver, Chris	0	U	SS	81	30	25.27	2.0182	45.5707	41.43 %
26	Dean, Douglas	0	U	LTD	97	10	47.58	1.8285	41.2873	37.53 %
27	Louderback, Denver	0	U	SS	98	0	58.36	1.6792	37.9161	34.47 %
28	DiMarchi, Paul	0	B	SS	76	20	33.78	1.6578	37.4329	34.03 %
29	King, John	0	U	SS	92	10	51.57	1.5901	35.9042	32.64 %
30	Coburn, J	0	U	PROD	77	50	29.40	0.9184	20.7373	18.85 %
31	Townsend, Kevin	0	D	LTD	82	40	64.50	0.6512	14.7040	13.37 %
32	Butters, Kaselyn	0	U	PROD	68	80	42.28	0.0000	0.0000	0.00 %



CM 18-08

The Condor

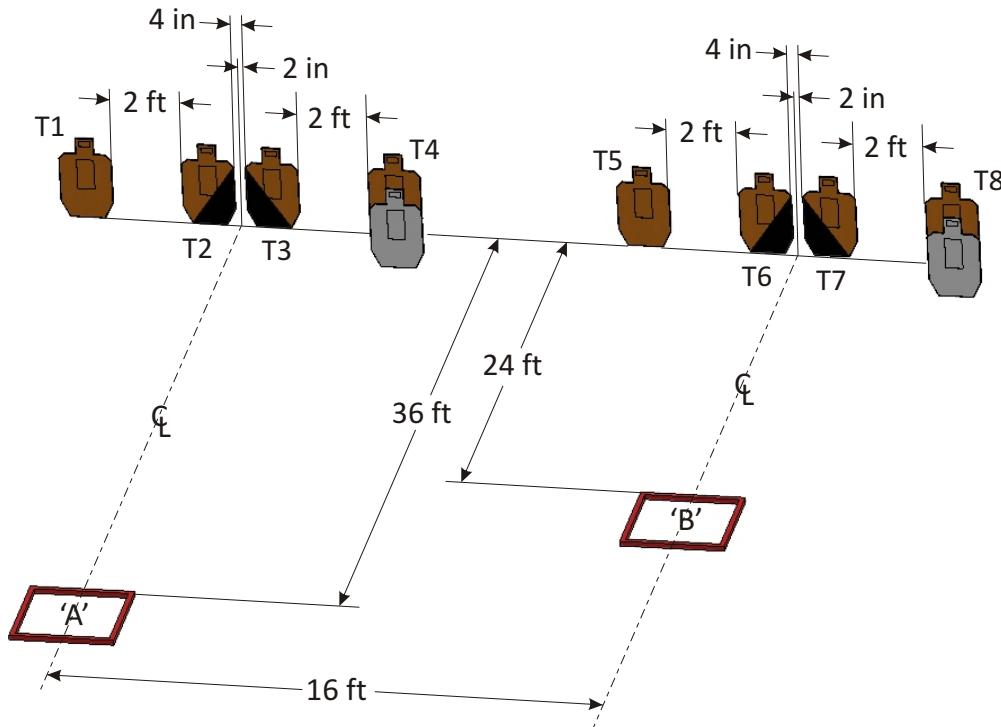
RULES: USPSA Handgun Competition Rules, current edition. Course Designer: Nationals Design Team

STAGE PROCEDURE

String 1: From box 'A' engage T1-T4 one round each then perform a mandatory reload and engage T5-T8 from box 'B' with one round each.

String 2: From box 'B' engage T5-T8 with one round each then perform a mandatory reload and engage T1-T4 from box 'A' with one round each.

Scoring: Virginia, 16 rounds, 80 points
Targets: 8 USPSA Targets
Scored Hits: Best 2/paper
Start - Stop: Audible - Last Shot
Penalties: Per current edition of USPSA Handgun Competition Rules.



SETUP NOTES: Set targets 5 feet to top. Boxes are 3 feet by 3 feet. Left edge of no-shoot is lined up with left edge of A-zone, top of no-shoot (not the scoring zone line) is lined up with bottom of target lettering. Targets T2, T3, T6 & T7 hardcover is set to low corner and low shoulder.

Cameo USPSA Match January 19th 2019
1/19/2019

The Condor (18-08) - Combined

Place	Name	No.	class	Division	Points	Pen.	Time	Hit Factor	Stage Pts	Stage %
1	Whittaker, Cole	0	M	PROD	78	0	15.44	5.0518	80.0000	100.00 %
2	Hill, David	0	A	LTD	74	0	14.81	4.9966	79.1259	98.91 %
3	Hendricks, Steven	0	U	SS	77	0	16.23	4.7443	75.1304	93.91 %
4	Proulx, Austin	0	M	SS	67	0	14.64	4.5765	72.4732	90.59 %
5	Proulx, Walt	0	B	SS	72	0	16.53	4.3557	68.9766	86.22 %
6	Kochevar, Jeff	0	A	LTD	73	0	16.77	4.3530	68.9338	86.17 %
7	DeJong, Todd	0	U	PCC	76	10	16.60	3.9759	62.9621	78.70 %
8	Hassinger, Russ	0	B	LTD	78	0	19.74	3.9514	62.5741	78.22 %
9	Coburn, J	0	U	PROD	64	0	16.68	3.8369	60.7609	75.95 %
10	Groves, John	0	D	PCC	78	0	21.13	3.6914	58.4568	73.07 %
11	Whittaker, Jay	0	G	CO	74	0	20.23	3.6579	57.9263	72.41 %
12	Keller, Don	0	C	LTD	78	10	18.74	3.6286	57.4623	71.83 %
13	Godel, Frank	0	C	PCC	76	0	21.32	3.5647	56.4504	70.56 %
14	Hill, Amanda	0	C	LTD	76	0	22.32	3.4050	53.9214	67.40 %
15	Knez, Ian	0	U	LTD	72	0	21.30	3.3803	53.5302	66.91 %
16	Mackie, Daryl	0	U	CO	70	0	21.04	3.3270	52.6862	65.86 %
17	David, Troy	0	B	LTD	71	10	19.21	3.1754	50.2854	62.86 %
18	Haller, Todd	0	A	CO	72	20	16.51	3.1496	49.8769	62.35 %
19	Oliver, Chris	0	U	SS	75	20	17.61	3.1232	49.4588	61.82 %
20	Walters, Laurel	0	C	LTD	76	0	24.92	3.0498	48.2964	60.37 %
21	mcelyea, david	0	C	LTD	73	0	24.87	2.9353	46.4832	58.10 %
22	Mitchell, Ralph	0	U	LTD	72	0	25.02	2.8777	45.5711	56.96 %
23	DiMarchi, Paul	0	B	SS	62	10	19.97	2.6039	41.2352	51.54 %
24	King, John	0	U	SS	71	10	23.50	2.5957	41.1053	51.38 %
25	Bridgman, Terry	0	U	LTD	67	10	27.00	2.1111	33.4313	41.79 %
26	Blair, Ryan	0	U	LTD	63	10	26.20	2.0229	32.0345	40.04 %
27	Louderback, Denver	0	U	SS	66	10	28.51	1.9642	31.1050	38.88 %
28	Martin, Scott	0	D	LTD	80	10	36.11	1.9385	30.6980	38.37 %
29	Asmussen, Alan	0	U	LTD	69	30	23.46	1.6624	26.3257	32.91 %
30	Townsend, Kevin	0	D	LTD	74	0	51.45	1.4383	22.7768	28.47 %
31	Dean, Douglas	0	U	LTD	54	20	25.26	1.3460	21.3152	26.64 %
32	Butters, Kaselyn	0	U	PROD	65	20	34.79	1.2935	20.4838	25.60 %